

ISRI Membership Types

What type of membership should I apply for?

Does your company *process or broker* scrap for profit in the US, Canada, or Mexico?

You should apply for
ACTIVE
Membership

Does your company **both** process or broker **and** consume scrap materials in the US, Canada, or Mexico? Contact ISRI Membership at (202) 662-8500.



You should apply for
CONSUMER
Membership

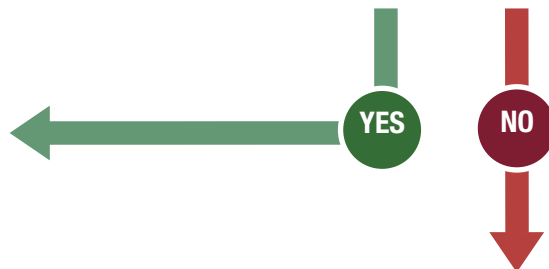


Does your company *consume* scrap materials in the US, Canada, or Mexico with no scrap processing operations or brokering?



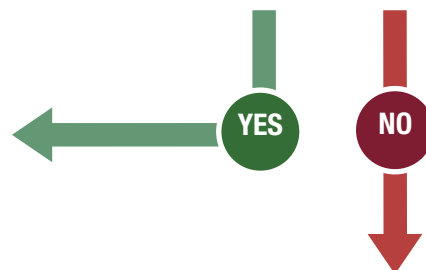
Does your company *provide products or services* to the scrap recycling industry in the US, Canada, or Mexico with no scrap processing operations or brokering?

You should apply for
DOMESTIC ASSOCIATE
Membership




Does your company *process, broker, or consume scrap materials, or provide products or services* to the scrap recycling industry *entirely outside* of the US, Mexico, and Canada?

You should apply for
INTERNATIONAL ASSOCIATE
Membership



You may not qualify for ISRI membership, please contact ISRI to make sure, (202) 662-8500.

Membership Application



Thank you for your interest in applying for membership in the Institute of Scrap Recycling Industries, Inc. (ISRI). To apply, simply follow the steps below. If approved for membership in ISRI and an affiliated ISRI chapter, the undersigned agrees to pay all national and chapter dues and assessments and to abide by the certificate of incorporation, the bylaws, and all regulations of ISRI and its chapters.

Membership is from January 1, 2018 – December 31, 2018. Dues reflect 12 months of membership.

Please choose type of membership (only 1) *Follow your color pattern throughout*

ACTIVE MEMBERSHIP – Company’s primary business activity (please select ONE):

- Processor/Packer Pure Broker/Merchant (no processing operations) Processor and Broker

ISRI’s Active Members may belong to the Division(s) representing material(s) comprising a significant portion of revenues. Check all that apply:

- Ferrous Nonferrous Paper Tire & Rubber Electronics Plastics

CONSUMER MEMBERSHIP – Company’s primary business activity (please select ONE):

- Consumer of Metallic Materials Consumer of Nonmetallic Materials

ISRI’s Active Members may belong to the Division(s) representing material(s) comprising a significant portion of revenues. Check all that apply:

- Ferrous Nonferrous Paper Tire & Rubber Electronics Plastics

DOMESTIC ASSOCIATE MEMBERSHIP

INTERNATIONAL ASSOCIATE MEMBERSHIP – Company’s primary business activity (please select ONE):

- Processor/Packer Pure Broker/Merchant (no processing operations) Processor and Broker
 Consumer Equipment Manufacturer/Service Provider

Company Information

Company Name		
Name of Company Contact		Title
Contact’s Direct Phone		Contact’s E-mail
Signature of Company Contact		
Mailing Address		
Street/P.O. Box		
City	State/Province	Zip/Postal Code
Company Phone	Company Fax	Website
Physical Address <input type="checkbox"/> Same as mailing address		
Street		
City	State/Province	Zip/Postal Code

Recruited by (optional):

Name

Company

Reason for Joining:

Networking

Governmental Assistance

Safety Resources

Communications/Publications

Education & Training

Convention & Meetings

Strategic Branding

Other _____

Consumer Membership

Consumer

To determine your annual membership dues, please consult the enclosed schedule of ISRI National Dues (page 7) and ISRI Chapter Dues (page 8).

For CONSUMER Members, Consult **GREEN** National Dues.

You can return your completed application with payment by mail, fax, or e-mail to:

**Membership Department
Institute of Scrap Recycling
Industries, Inc.
1250 H Street, NW, Suite 400
Washington DC, 20005**

Fax: **(202) 624-9257**
E-mail: **EssenceMorris@isri.org**

Questions?
Contact ISRI's Membership Department at **(202) 662-8500**

1. ISRI National Membership Dues (required) _____ \$ _____
(see enclosed dues schedule on page 7) dues category

2. ISRI Chapter Dues/Assessments (required) _____ \$ _____
(see enclosed dues schedule on page 8 or 9) please indicate chapter

_____ \$ _____
adtl. chapters (optional)

TOTAL \$ _____ *

3. We attest that the category and dues information provided on this statement accurately reflect the annual gross sales of this company in accordance with the definition in the attached instructions.

Corporate Officer (signature)

Name & Title (print)

CPA/Tax Preparer (signature)

4. Method of Payment (payment must be remitted in U.S. funds only)

- Wire/Bank Transfer** (contact ISRI at membership@isri.org for bank details)
- Check** (payable to ISRI or Institute of Scrap Recycling Industries)
- Credit Card** (please check one): Visa MasterCard American Express

Card Number Exp. Date CVV/CV2 Number

Name on Card Signature

Billing Address same as Membership Application

Name

Street Address City State/Province Zip/Postal Code

*Please note: Each ISRI member's company contact and each individual listed in the ISRI Membership Directory will receive one subscription to *Scrap* magazine and \$24 of your national dues will be allocated for each subscription.

Continue on page 4

ISRI would like to introduce your company to the general membership. Please complete and return with your paid application form.*

Company Name

Company Description (*no more than 25 words*): A brief description of your service(s) and/or product(s) offered by your organization.

Reason(s) for Joining:

*May be returned by fax to the Membership Department at (202) 624-9257.

Does your company have employees in Canada?

Canada's anti-spam laws require anyone receiving Commercial Electronic Messages to expressly consent to receive them and be able to opt out afterward. Because many of ISRI's newsletters contain information about our conferences and events, they fall under this category. To receive ISRI's e-mailed publications, Canada-based employees must read and sign the following statement. They can opt out of receiving ISRI emails at any time by emailing membership@isri.org or by unsubscribing from the email itself.

I, _____, *on behalf of myself and all the employees at* _____ *(company)* hereby grant the Institute of Scrap Recycling Industries, Inc., its Chapters and its affiliates (i.e., ISRI Services Corp., Recycling Research Foundation, and ISRI Resources) (collectively, "ISRI") my express consent to receive all their communications, updates, notices, and associated commercial and non-commercial materials including, but not limited to, educational programming, conventions, commodity roundtables and similar programs and members only money saving opportunities related to the scrap recycling industry in accordance with the anti-spam laws of Canada.

Signature

Print Name & Title



Authorization Form

Active	Consumer
--------	----------

By signing this form, you will be giving your senior employees the option of taking part in future PAC events. The form does not obligate anyone to participate, it just gives them an opportunity to.

ISRI PAC needs a separate signature for each year of authorization.

Please return a copy of this form along with your application.*

I hereby grant ISRI PAC permission to solicit executives and administrative employees of:

Name Title

Company

Year 2018 (signature) Year 2019 (signature)

Year 2020 (signature) Year 2021 (signature)

ISRI PAC is the political action committee associated with ISRI and helps ISRI's government relations department represent our industry on Capitol Hill. ISRI PAC has been vital towards our efforts to achieve Superfund reform, accelerated depreciation for equipment purchases, helping to establish and populate the Congressional Recycling Caucus, addressing federal metals theft legislation, and gaining access to Members of Congress.

Note: Corporations can authorize only one trade association each year. Contributions are not tax deductible.

*You may also sign and fax this form to Billy Johnson at (202) 624-9257. Contact Billy at (202) 662-8548 or BillyJohnson@isri.org for more questions.

National Dues Schedule

Active

Consumer

Dues Schedule For Processors, Merchants, Traders or Brokers

ISRI national dues for processors, brokers, merchants, and traders are calculated based on annual gross sales. Use that figure to find the appropriate dues category and dues amount in the list below. Then write your dues category and annual dues amount on the membership application sheet (page 3).

Annual Gross Sales	Dues Category	Annual Dues*
\$0 M–\$5 M	1	\$2,834
\$5 M–\$10 M	2	\$3,747
\$10 M–\$20 M	3	\$5,269
\$20 M–\$35 M	4	\$7,324
\$35 M–\$50 M	5	\$8,370
\$50 M–\$65 M	6	\$10,431
\$65 M–\$80 M	7	\$12,504
\$80 M–\$100 M	8	\$16,801
\$100 M–\$250 M	9	\$20,139
\$250 M–\$500 M	10	\$23,489
\$500 M–\$750 M	11	\$27,942
\$750 M–\$1 B	12	\$33,490
\$1 B–\$1.5 B	13	\$39,060
\$1.5 B and above	14	\$44,647 plus \$106 each addl. \$5 M in gross sales

Dues Schedule For Consumers

Dues for consumers of scrap materials are based on annual gross sales. Annual gross sales are calculated by using the ratio of scrap purchases to total raw material purchases multiplied by the total gross sales. To determine your annual dues, find the appropriate dues category below that matches your company's annual gross sales. Then write your dues category and annual dues amount on the membership application (page 3).

Annual Gross Sales	Dues Category	Annual Dues*
\$0–\$35 M	C1	\$3,448
\$35 M–\$100 M	C2	\$5,146
\$100 M–\$250 M	C3	\$8,063
\$250 M and above	C4	\$10,291

*Payment of membership dues is deductible for most members of a trade association under Section 162 of the Internal Revenue Code as an ordinary and necessary trade or business expense and is not deductible as charitable contributions for federal income tax purposes. Due to the Budget Reconciliation Act of 1993, a percentage of ISRI's national membership dues will no longer be deductible as a business expense. This nondeductible percentage reflects the portion of ISRI's expenses used for "lobbying" as defined by the act.

The nondeductible percentage of your 2018 national dues is 10%.

Chapter Dues + Boundaries

Active

Consumer

Domestic Associate

- Members must belong to the chapter in which their headquarters is located, **except** for paper recyclers and mills, who must join the Paper Stock Industries Chapter, and rubber recyclers, who must join the Scrap Tire Processors Chapter.
- Members may belong to additional chapters by paying the chapters' appropriate dues and assessments.
- Please check the appropriate chapter(s) below and write the corresponding dues and assessments on the membership application.
- Call ISRI at **(202) 662-8500** for more information.

*Note: This amount reflects chapter dues plus approved assessments for this year. Usually assessments are for lobbying.

Note: Due to the Budget Reconciliation Act of 1993, a percentage of ISRI chapter membership dues is not tax-deductible as a business expense. This nondeductible percentage reflects the portion of chapter expenses used for "lobbying" as defined by law. **The nondeductible percentage of your 2018 chapter dues is noted in the right-most column of this sheet.

Chapters	Chapter Dues and Assessments	Percent Nondeductible From Federal Taxes**
<input type="checkbox"/> Paper Stock Industries (Nationwide for paper recyclers and mills)**	\$300	0%
<input type="checkbox"/> Scrap Tire Processors (Nationwide for rubber recyclers)**	\$250	0%
<input type="checkbox"/> Chicago (Northeast IL and part of IA)	\$400	0%
<input type="checkbox"/> Empire State (New York State, *Québec and Ontario)	\$600	69%
<input type="checkbox"/> Gulf Coast (TX, LA, AR, MS, OK, NM, KS [except Greater Kansas City metro area], and Mexico)	\$250 (First year dues waived for companies new to ISRI and headquartered within the chapter's boundaries)	100%
<input type="checkbox"/> Indiana (The State of IN)	\$600	81%
<input type="checkbox"/> Michigan (MI, and the southwest section of Ontario from London, Ontario West)	\$800	100%
<input type="checkbox"/> Mid-America (MO, Great Kansas City, KS., and Southwestern IL)	\$250	95%
<input type="checkbox"/> Mid-Atlantic (DE, MD, DC, and Eastern PA)	\$700	67%
<input type="checkbox"/> New England (ME, NH, RI, VT, MA, CT and the Maritime Provinces)	\$600	5%
<input type="checkbox"/> New Jersey (The State of NJ)	\$500	68%
<input type="checkbox"/> New York (New York City, Long Island, Putnam, Rockland, and Westchester Counties)	\$1,850*	100%
<input type="checkbox"/> Northern Ohio (Northern OH)	Active Members: \$900 Associate Members: \$600	18%
<input type="checkbox"/> Northwest (MN, ND, SD, NE, IA, Manitoba and Eastern Saskatchewan)	See Northwest Chapter Dues Schedule (page 9)	100%
<input type="checkbox"/> Ohio Valley (OH, KY and most of WV)	\$800	79%
<input type="checkbox"/> Pacific Northwest (WA, OR, AK, and British Columbia)	Active Members: See Pacific Northwest Chapter Schedule (page 9) Associate & Consumer Members: \$475	45%
<input type="checkbox"/> Pittsburgh (Western PA and Northwest VA)	\$800	0%
<input type="checkbox"/> Rocky Mountain (CO, UT, ID, WY, MT, AZ, Western Saskatchewan and Alberta)	\$225	35%
<input type="checkbox"/> Southeast (AL, FL, GA, NC, SC, TN, and VA)	\$750	93%
<input type="checkbox"/> West Coast (CA, NV, HI and Baja Mexico)	Active Members: See West Coast Chapter Schedule (page 9) Associate & Consumer Members: \$1213*	100%
<input type="checkbox"/> Wisconsin (WI)	\$700	12%

Chapter Dues

Active

Consumer

Domestic Associate

Northwest Chapter Dues Schedule

Northwest Chapter boundaries include the states of Minnesota, North Dakota, South Dakota, Nebraska, and Iowa, and the provinces of Manitoba and Eastern Saskatchewan.

Northwest Chapter membership dues are \$600 + \$200 for each additional location within the chapter boundaries.

Review the chart below to determine your Northwest chapter dues amount owed for 2018.

Number of Locations	Total Chapter Dues
1 location	\$600
2 locations (\$600 + \$200)	\$800
3 or more locations (\$600 + \$400)	\$1,000

Note: Due to the Budget Reconciliation Act of 1993, a percentage of ISRI chapter membership dues is not tax-deductible as a business expense. This nondeductible percentage reflects the portion of chapter expenses used for "lobbying" as defined by law. **The nondeductible percentage of your 2018 dues is 18%.**

Please indicate the number of locations you have

Location(s) _____

Pacific Northwest Chapter Dues Schedule

(for Processors and Brokers)

Pacific Northwest Chapter boundaries include the states of Washington, Oregon, and Alaska, and the province of British Columbia.

*This amount reflects chapter dues plus approved assessments for this year. Usually assessments are for lobbying. Assessments are 100% nondeductible.

Review the chart below to determine your Pacific Northwest Chapter dues amount owed for 2018.

Membership Category	Total Chapter Dues and Assessments
Active Members (without facilities in WA)	\$950
Active Members (with facilities in WA)	\$2,700*
1st year new Active Members (without facilities in WA)	\$475
1st year new Active Members (with facilities in WA)	\$2,225*

Note: Due to the Budget Reconciliation Act of 1993, a percentage of ISRI chapter membership dues is not tax-deductible as a business expense. This nondeductible percentage reflects the portion of chapter expenses used for "lobbying" as defined by law. **The nondeductible percentage of your 2018 dues is 45%.**

West Coast Chapter Dues Schedule

(for Processors and Brokers)

West Coast Chapter boundaries include the states of California, Hawaii, Nevada, and Baja, Mexico.

*This amount reflects chapter dues plus approved assessments for this year. Usually assessments are for lobbying. Assessments are 100% nondeductible.

Review the chart below to determine your West Coast chapter dues amount owed for 2018.

Gross Sales	Dues Category	Total Chapter Dues and Assessments
\$0 M-\$5 M	1	\$1,688*
\$5 M-\$20 M	2	\$2,163*
\$20 M-\$35 M	3	\$2,400*
\$35 M-\$50 M	4	\$3,588*
\$50 M-\$65 M	5	\$4,538*
Over \$65 M	6	\$5,013*

Note: Due to the Budget Reconciliation Act of 1993, a percentage of ISRI chapter membership dues is not tax-deductible as a business expense. This nondeductible percentage reflects the portion of chapter expenses used for "lobbying" as defined by law. **The nondeductible percentage of your 2018 dues is 100%.**